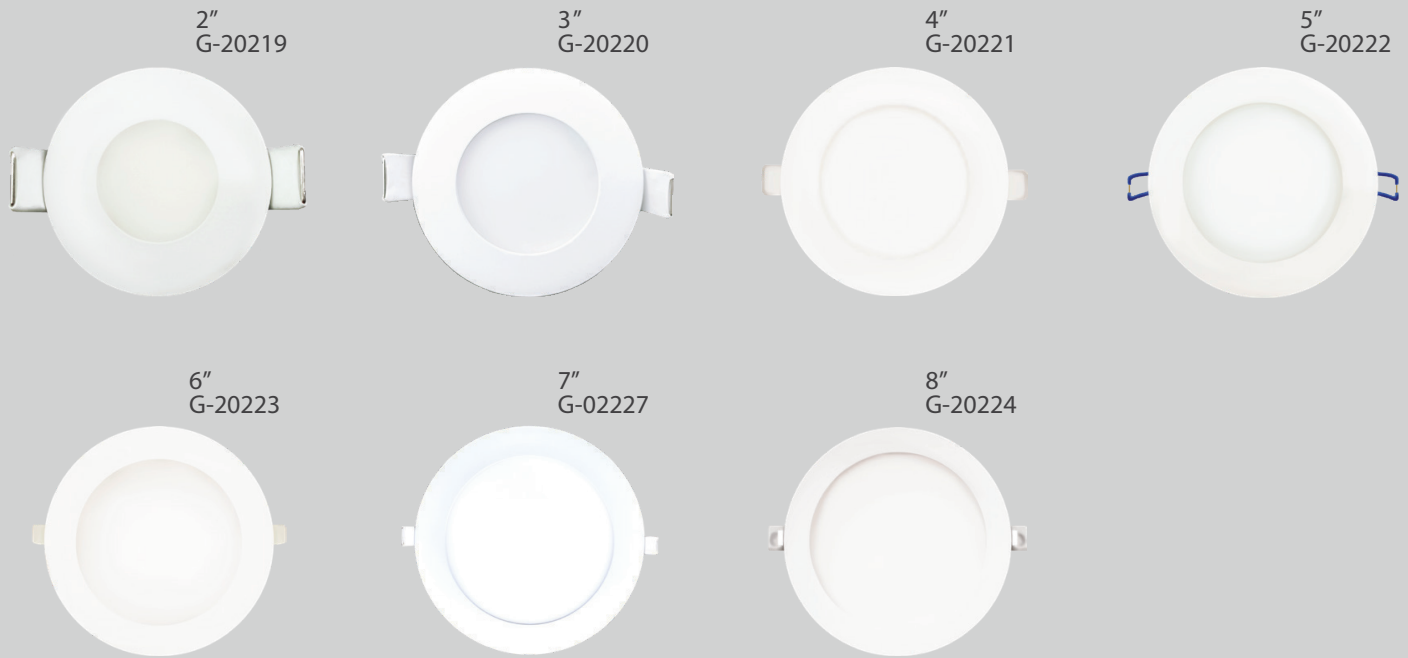


LED RECESSED ROUND SLIM SELECTABLE CCT



ITEM	G-20219 2"				
DESCRIPTION	S2/5W/R/LED/5CCT	EQUIV. WATTAGE	40W	OD	2.38"
COLOR TEMP	27, 30, 35, 41, 50k	CRI	90>	HEIGHT	2.00"
OUTPUT LUMEN	300	DIMMABLE	Triac or 0-10	PLATE	G-19981
BEAM ANGLE	100°	mA	110mA	PACK	18
WATTAGE	5W	OU TPUT V OLTS	33-38V		
INPUT VOLTS	120-277V	CUT OU T	2.08"		

ITEM	G-20220 3"				
DESCRIPTION	S3/8W/R/LED/5CCT	EQUIV. WATTAGE	50W	OD	3.72"
COLOR TEMP	27, 30, 35, 41, 50k	CRI	90>	HEIGHT	2.00"
OUTPUT LUMEN	600	DIMMABLE	Triac or 0-10	PLATE	G-19969
BEAM ANGLE	100°	mA	180mA	PACK	18
WATTAGE	8W	OU TPUT V OLTS	38V		
INPUT VOLTS	120-277V	CUT OU T	2.94"		

Content

Led Recessed Round Wafer	1
Accessories	2
Trim Replacements	3
Dimensions	3
Dimmer List	4



ITEM	G-20221 4"						
DESCRIPTION	54/12W/R/LED/5CCT	WATTAGE	12W	DIMMABLE	Triac or 0-10	OD	4.75"
COLOR TEMP	27, 30, 35, 41, 50k	INPUT VOLTS	120-277V	mA	270mA	HEIGHT	2.00"
OUTPUT LUMEN	1000	EQUIV. WATTAGE	75W	OUTPUT VOLTS	38V	PLATE	G-19969 1 Punch Out
BEAM ANGLE	100°	CRI	90>	CUT OUT	4.25"	PACK	18

ITEM	G-20222 5"						
DESCRIPTION	55/15W/R/LED/5CCT	WATTAGE	15W	DIMMABLE	Triac	OD	5.75"
COLOR TEMP	27, 30, 35, 41, 50k	INPUT VOLTS	120V	mA	300mA	HEIGHT	2.00"
OUTPUT LUMEN	1350	EQUIV. WATTAGE	100W	OUTPUT VOLTS	38V	PLATE	G-19981 3 Punch Out
BEAM ANGLE	100°	CRI	>90	CUT OUT	5.25"	PACK	18

ITEM	G-20223 6"						
DESCRIPTION	56/20W/R/LED/5CCT	WATTAGE	20W	DIMMABLE	Triac or 0-10	OD	7.20"
COLOR TEMP	27, 30, 35, 41, 50k	INPUT VOLTS	120-277V	mA	390mA	HEIGHT	2.00"
OUTPUT LUMEN	1800	EQUIV. WATTAGE	150W	OUTPUT VOLTS	38V	PLATE	G-19969 2 Punch Out
BEAM ANGLE	100°	CRI	90>	CUT OUT	6.20"	PACK	18

ITEM	G-02227 7"						
DESCRIPTION	57/25W/R/LED/5CCT	WATTAGE	25W	DIMMABLE	Triac or 0-10	OD	7.75"
COLOR TEMP	27, 30, 35, 41, 50k	INPUT VOLTS	120-277V	mA	600mA	HEIGHT	2.00"
OUTPUT LUMEN	2400	EQUIV. WATTAGE	225W	OUTPUT VOLTS	38V	PLATE	G-19982 7 Punch Out
BEAM ANGLE	100°	CRI	90>	CUT OUT	6.80"	PACK	18

ITEM	G-20224 8"						
DESCRIPTION	58/24W/R/LED/5CCT	WATTAGE	30W	DIMMABLE	Triac or 0-10V	OD	8.75"
COLOR TEMP	27, 30, 35, 41, 50k	INPUT VOLTS	120-277V	mA	580mA	HEIGHT	2.00"
OUTPUT LUMEN	2800	EQUIV. WATTAGE	225W	OUTPUT VOLTS	38V	PACK	18
BEAM ANGLE	100°	CRI	90>	CUT OUT	8.25"		

Accessories




Emergency LED Driver

- 15W G-48410
- 60W G-95521
- 30W G-48411
- 25W G-95525



Extension Cords

- G-20247 5ft
- G-20248 10ft
- G-19822 20ft
- G-19823 30ft




New Construction Plate



Multi Driver Converter











- G-20219 use G-95823 5W
- G-20220 use G-95823 8W
- G-20221 use G-95824 12W
- G-20222 use G-95825 16W
- G-20223 use G-95825 18W
- G-20224 use G-95826 24W



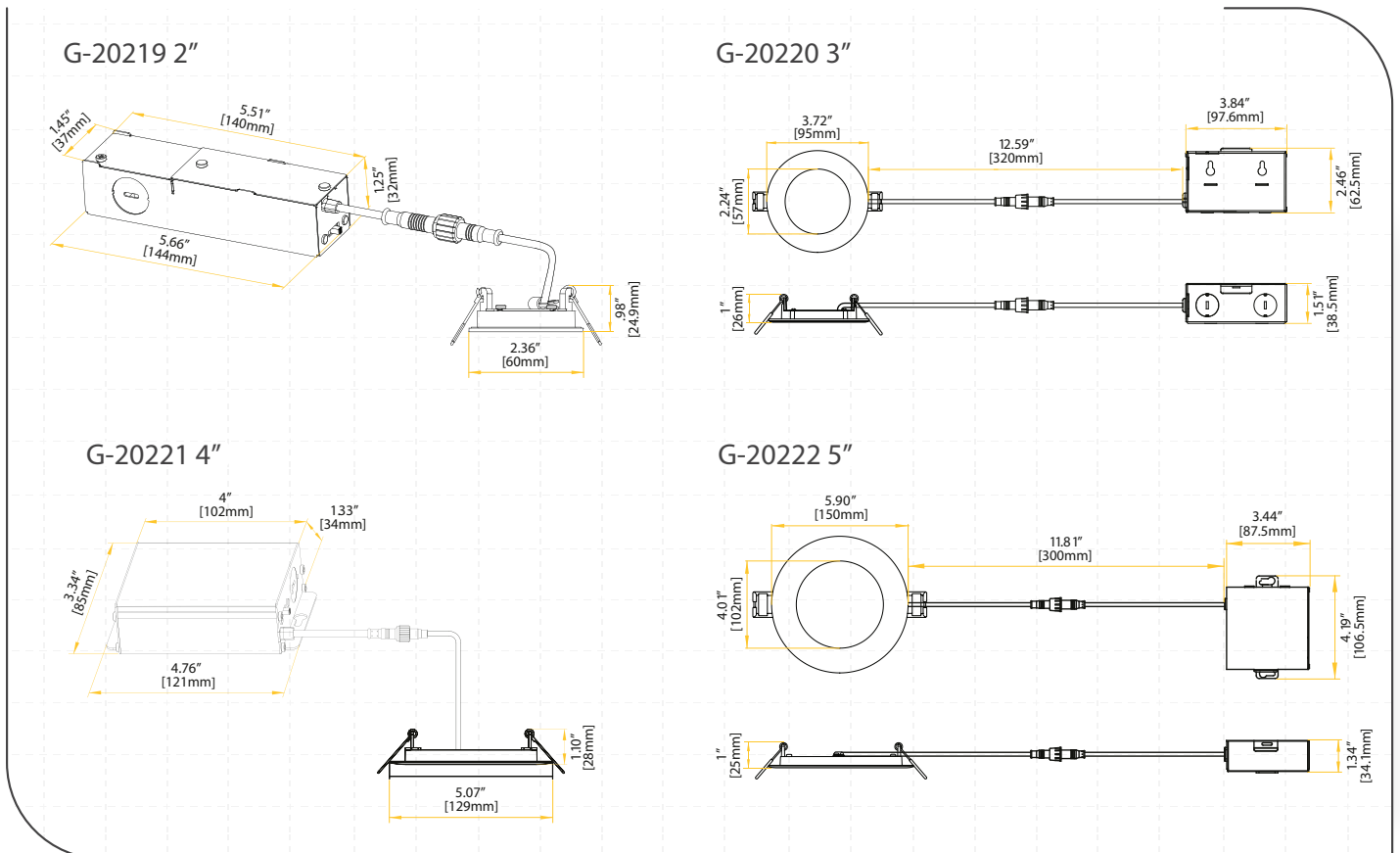
120-277V Drivers (0-10V Dimming)

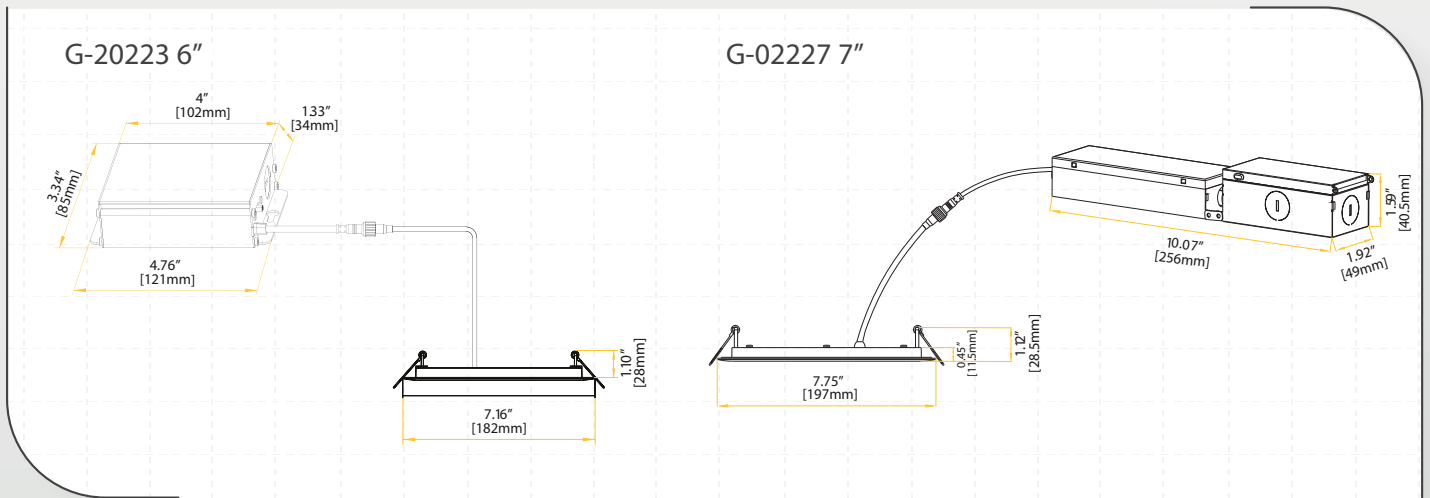
- For G-20219 use G-48306 Dim 0-10
- For G-20220 use G-48300 Dim 0-10
- For G-20221 use G-48301 Dim 0-10
- For G-20222 use G-20126 non dim
- For G-20223 use G-48303 Dim 0-10
- For G-20224 use G-48304 Dim 0-10

Trim Replacements for 2, 3, 4, 5 and 6"

Black	Nickel	Bronze	Brass	Red	Orange	Yellow	Green	Blue	Rose Blush
									
G-97920 2" T2/RD/COVER/B	G-97921 2" T2/RD/COVER/BN	G-97922 2" T2/RD/COVER/BZ	G-97923 2" T2/RD/COVER/BRASS	G-23720 2" T2/R/COVER/RED	G-23721 2" T2/R/COVER/ORANGE	G-23722 2" T2/R/COVER/YELLOW	G-23723 2" T2/R/COVER/GREEN	G-23724 2" T2/R/COVER/BLUE	G-23725 2" T2/R/COVER/ROSE
G-48370 3" T3/R/COVER/BLACK	G-48371 3" T3/R/COVER/NICKEL	G-48372 3" T3/R/COVER/BRONZE	G-48382 3" T3/R/COVER/BRASS	G-23730 3" T3/R/COVER/RED	G-23731 3" T3/R/COVER/ORANGE	G-23732 3" T3/R/COVER/YELLOW	G-23733 3" T3/R/COVER/GREEN	G-23734 3" T3/R/COVER/BLUE	G-23735 3" T3/R/COVER/ROSE
G-48373 4" T4/R/COVER/BLACK	G-48374 4" T4/R/COVER/NICKEL	G-48375 4" T4/R/COVER/BRONZE	G-48383 4" T4/R/COVER/BRASS	G-23740 4" T4/R/COVER/RED	G-23741 4" T4/R/COVER/ORANGE	G-23742 4" T4/R/COVER/YELLOW	G-23743 4" T4/R/COVER/GREEN	G-23744 4" T4/R/COVER/BLUE	G-23745 4" T4/R/COVER/ROSE
G-48376 5" T5/R/COVER/BLACK	G-48377 5" T5/R/COVER/NICKEL	G-48378 5" T5/R/COVER/BRONZE	G-48384 5" T5/R/COVER/BRASS	G-23750 5" T5/R/COVER/RED	G-23751 5" T5/R/COVER/ORANGE	G-23752 5" T5/R/COVER/YELLOW	G-23753 5" T5/R/COVER/GREEN	G-23754 5" T5/R/COVER/BLUE	G-23755 5" T5/R/COVER/ROSE
G-48379 6" T6/R/COVER/BLACK	G-48380 6" T6/R/COVER/NICKEL	G-48381 6" T6/R/COVER/BRONZE	G-48408 6" T6/R/COVER/BRASS	G-23760 6" T6/R/COVER/RED	G-23761 6" T6/R/COVER/ORANGE	G-23762 6" T6/R/COVER/YELLOW	G-23763 6" T6/R/COVER/GREEN	G-23764 6" T6/R/COVER/BLUE	G-23765 6" T6/R/COVER/ROSE

Dimensions





Dimmer List

BRAND	SERIES	MODEL	LOAD	BRAND	SERIES	MODEL	LOAD
LUTRON	SKYLARK CONTOUR	LECL-153P	150W	LUTRON	TOGLER	TGCL-153P	150W
		CTCL-150H	150W		ARIADNI	AYCL-153P	150W
		LGCL-153PLH	150W		MAESTRO	MACL-153M	600W
		CTCL-153P	150W	LEVITON	ILLUMATECH	IPL06	150W
		SCL-153P	150W		SURESLIDE	6672	150W
		S-600P	600W	6674	150W		
	CASETA	PD-6WCL	150W	EATON	SMART DIMMER	AAL06	300W
		PD-5NE	150W	PASS & SEYMOUR	HARMONY	DCL453PTCCCV6	150W
		PD-10NXD	250W	GE	ROCKER	10464	150W
	DIVA	DVCL-153P	150W		TOGGLE	18027	150W