


Project Name: \_\_\_\_\_  
Date: \_\_\_\_\_ Note: \_\_\_\_\_

## LED DIMMABLE SHOP TIGHT LL3003



Application: Residential garage, basement, supermarket, warehouse, office, factory, commercial and industrial space

### Certifications



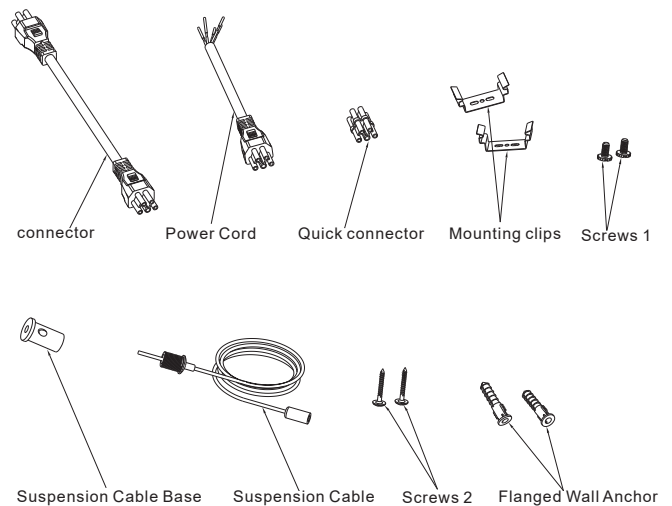
### SPECIFICATIONS

SKU	HY-4FT-LSP-30W-30/40/50K	HY-8FT-LSP-60W-30K/40K/50K
Length	4FT	8FT
Power	30W	60W
Input Voltage	AC 110-277V	
Luminous Flux	3900 LM	7800 LM
Beam Angle	110°	
Efficacy	130 LM/W	
Power Factor	>0.9	
CCT	CCT Tunable: 3000-4000-5000K	
CRI	>80	
Working Life	Lumen Maintenance over 70% @ 50,000+ Hours	
Linkable	Yes	
Material	Aluminum Body & Polycarbonate Diffuser	
Working Temperature	-4°F up to 105°F (-15°C to 40°C)	
Protection Level	Indoor- Damp Location	
Dimming	0-10V Dimmable	
DLC ID	P5ODDZJQ	P878LBAW
Qty/Pack	8	8
Package Size	48.43"X10.24"X8.66"	93.11"X10.24"X8.66"
Package Weight	32 LB	54.45 LB

### DISCRIPTION

- Easy Installation and connection
- Body: Aluminum Heat sink for Efficient Heat Dissipation
- Linkable: with wire harness connection kit included for connecting power between fixtures
- CCT adjustable switch on front of the fixture

### ACCESSORIES (INCLUDED)




### ORDERING CODE DEFINITION

EXAMPLE: HY-4FT-LSP-30W-30/40/50K

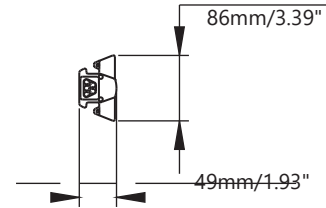
Company Code	Length	Product	Wattage	CCT
HYA	4FT	LSP: Linear Shop Light	30W: 4FT 30W	30/40/50K: CCT Tunable: 3000-4000-5000K
	8FT		60W: 8FT 60W	

## DIMENSION

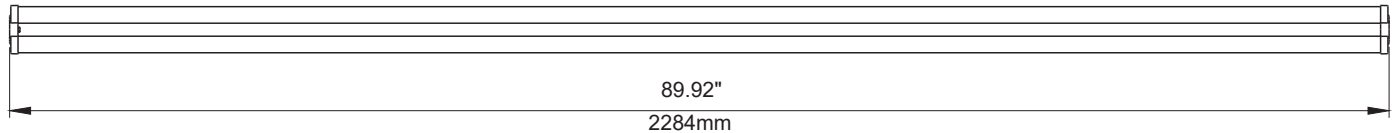
### 4FT



### Side View

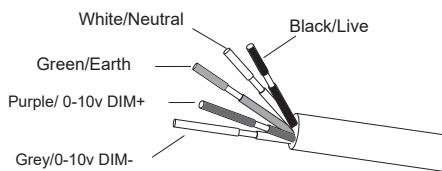


### 8FT

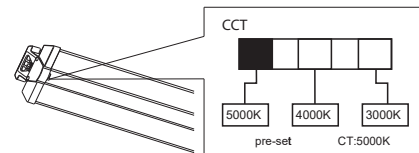


## INSTALLATION GUIDE

### 1 Wiring Guide



### 2 CCT Adjustable



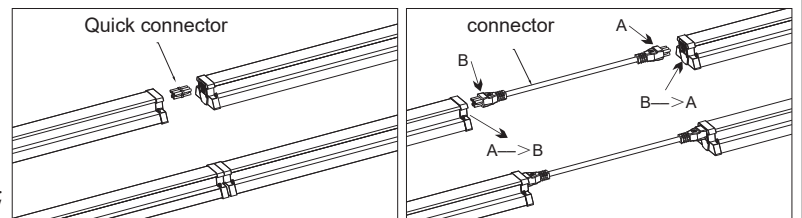
This Fixture has three color temperature of (3000K, 4000K, 5000K) and CCT can be selectable by the switch on the front of the fixture.

### 3 Connection Installation

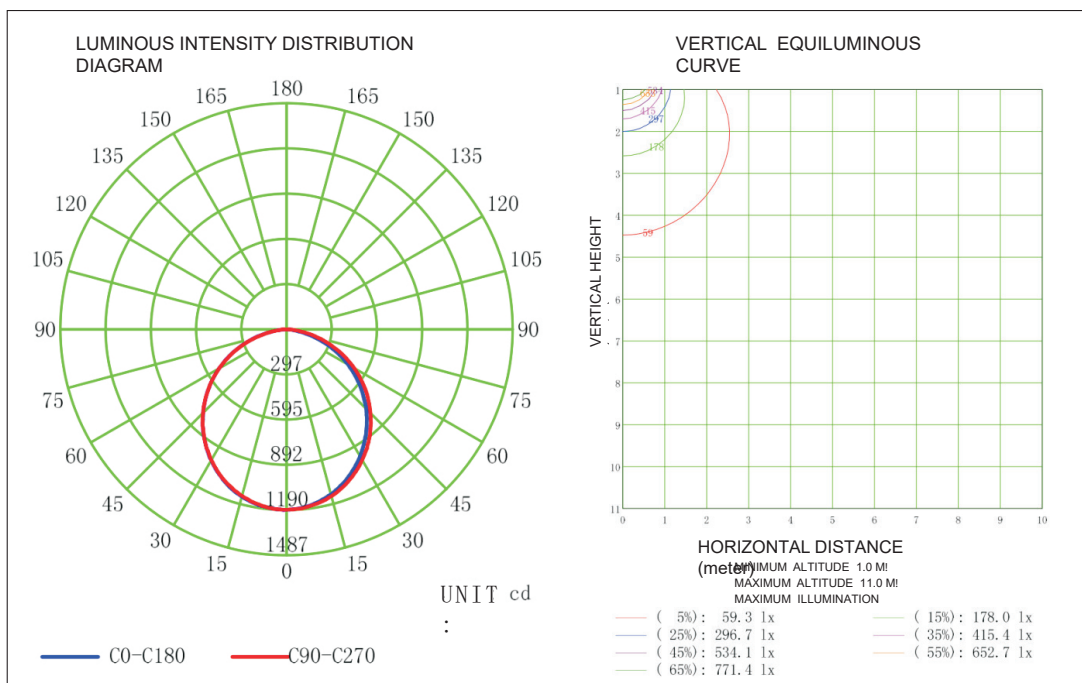
1. Please use the connector in the accessories bag.
2. You can connect the 2 lights together using quick connector or connection cord.

**Note:**

For safety standard,  
Please do not connect more than 4pcs 4ft LED lamp in a row;  
Do not connect more than 3 pcs 8ft LED lamp in a row.

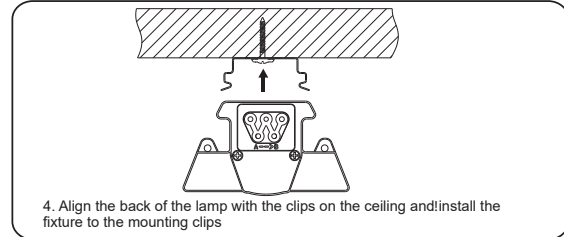
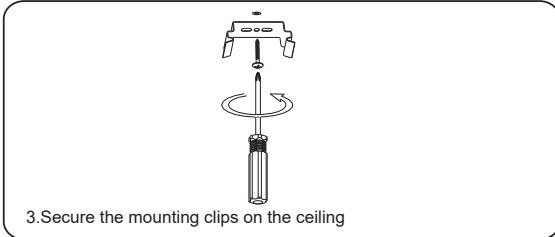
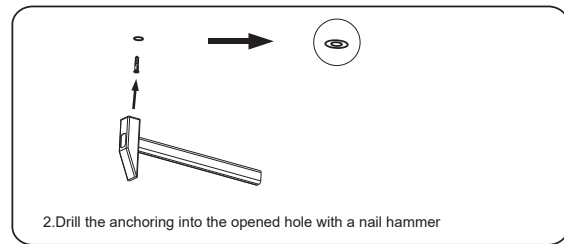
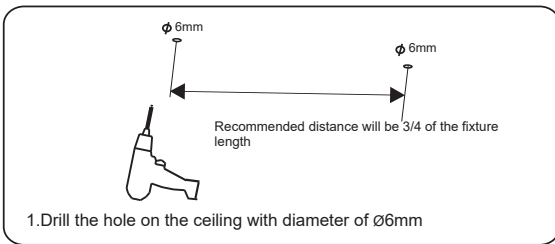


## PHOTOMETRIC



## INSTALLATION

Choose the following two installation methods as needed  
A Surface mount installation



B Suspension installation

